

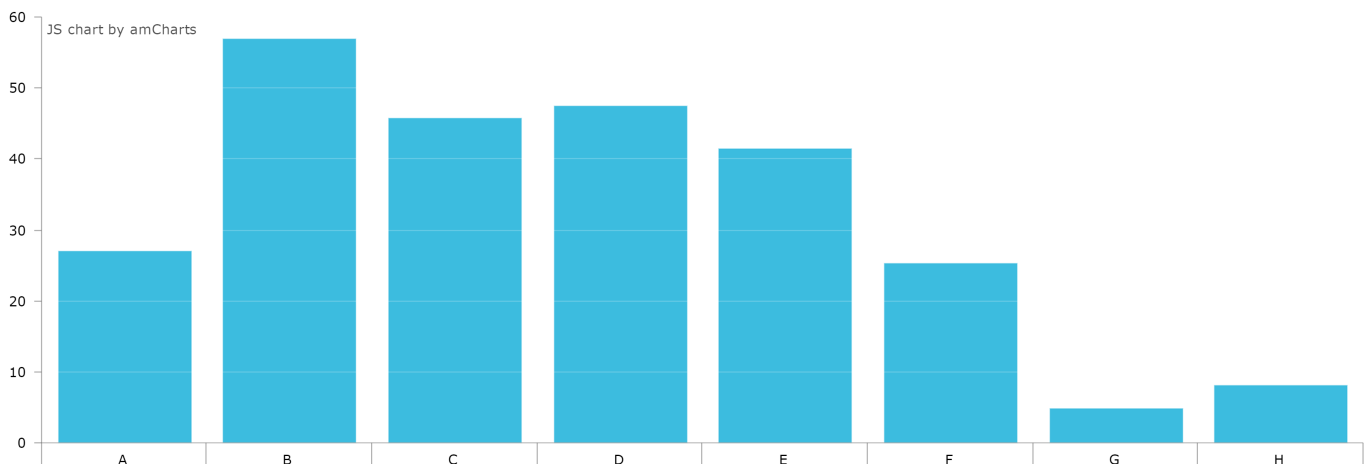
Europulse Wave 6 (Europe) | December 2016 | ePURE / Europulse Wave 6 | Report for ePURE

This report presents an overview of a study conducted by ePURE in December 2016 on public opinion across 28 EU Member States. The sample of n=11.283 was drawn across all 28 EU Member States, taking into account current population distributions with regard to age (14-65 years), gender and region/country. In order to obtain census representative results, the data were weighted based upon the most recent Eurostat statistics. The target weighting variables were age, gender, level of education (as defined by ISCED (2011) levels 0-2, 3-4, and 5-8), and degree of urbanization (rural and urban). An iterative algorithm was used to identify the optimal combination of weighting variables based on sample composition within each country. An estimation of the overall design effect based on the distribution of weights was calculated at 1.42 at the global level. Calculated for a sample of this size and considering the design-effect, the margin of error would be +/-1.1 % at a confidence level of 95 %.

Biofuels: Advantages

Which of the following do you think are advantages of biofuels for cars?

Attribute	Value
Export Timestamp:	2016-12-19 11:55:49
Fieldwork Dates:	First interview at 'Mon Dec 05 2016 15:54:31 GMT+0100 (Romance Standard Time)', last interview at 'Thu Dec 15 2016 11:30:05 GMT+0100 (Romance Standard Time)'
Interview Length:	19.9 minutes (average) / 16.2 minutes (median)
Base:	Data is weighted. Excludes missing answers. Values are percentages.
Weighting:	On
Metric:	Values are percentages.



Option	Filter
A. They cost less	26.95%
B. They pollute less and improve air quality	56.98%
C. They reduce carbon emissions from cars	45.72%
D. They are renewable	47.51%
E. They reduce Europe's dependence on oil imports	41.43%
F. They create jobs for European farmers	25.22%
G. Other	4.80%
H. None	8.10%
	Base respondents (unweighted) 11283

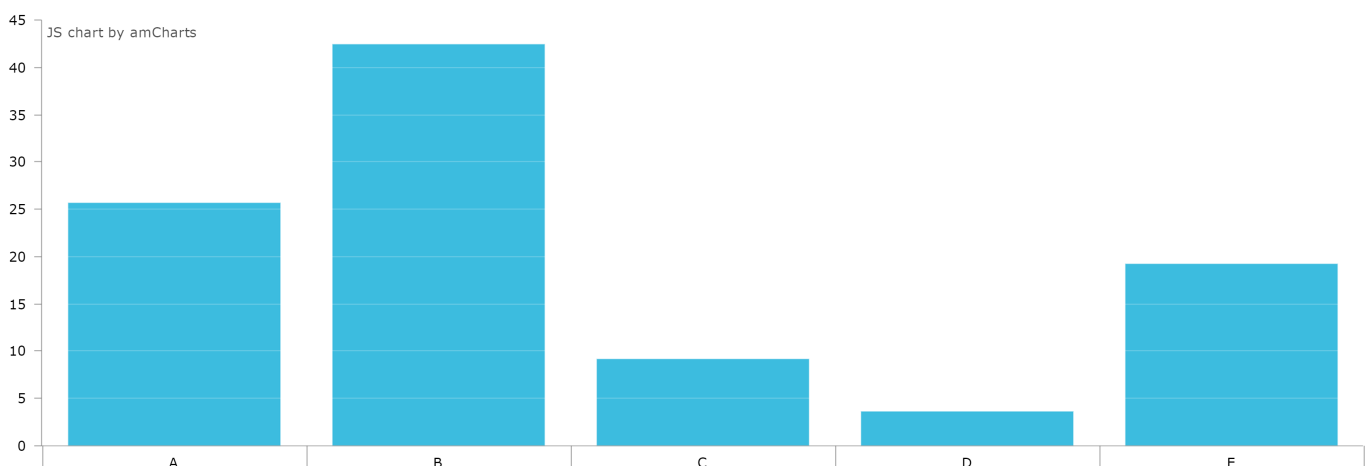
Europulse Wave 6 (Europe) | December 2016 | ePURE / Europulse Wave 6 | Report for ePURE

This report presents an overview of a study conducted by ePURE in December 2016 on public opinion across 28 EU Member States. The sample of n=11.283 was drawn across all 28 EU Member States, taking into account current population distributions with regard to age (14-65 years), gender and region/country. In order to obtain census representative results, the data were weighted based upon the most recent Eurostat statistics. The target weighting variables were age, gender, level of education (as defined by ISCED (2011) levels 0-2, 3-4, and 5-8), and degree of urbanization (rural and urban). An iterative algorithm was used to identify the optimal combination of weighting variables based on sample composition within each country. An estimation of the overall design effect based on the distribution of weights was calculated at 1.42 at the global level. Calculated for a sample of this size and considering the design-effect, the margin of error would be +/-1.1 % at a confidence level of 95 %.

Biofuels: EU Policy Favorability

Currently the European Union has a policy to promote these biofuels - are you in favour or against such a policy?

Attribute	Value
Export Timestamp:	2016-12-19 11:56:17
Fieldwork Dates:	First interview at 'Mon Dec 05 2016 15:54:31 GMT+0100 (Romance Standard Time)', last interview at 'Thu Dec 15 2016 11:30:05 GMT+0100 (Romance Standard Time)'
Interview Length:	19.9 minutes (average) / 16.2 minutes (median)
Base:	Data is weighted. Excludes missing answers. Values are percentages.
Weighting:	On
Metric:	Values are percentages.



Option	Filter
A. Strongly in favour	25.69%
B. Somewhat in favour	42.36%
C. Somewhat against	9.11%
D. Strongly against	3.59%
E. Don't know	19.25%
	Base respondents (unweighted) 11283

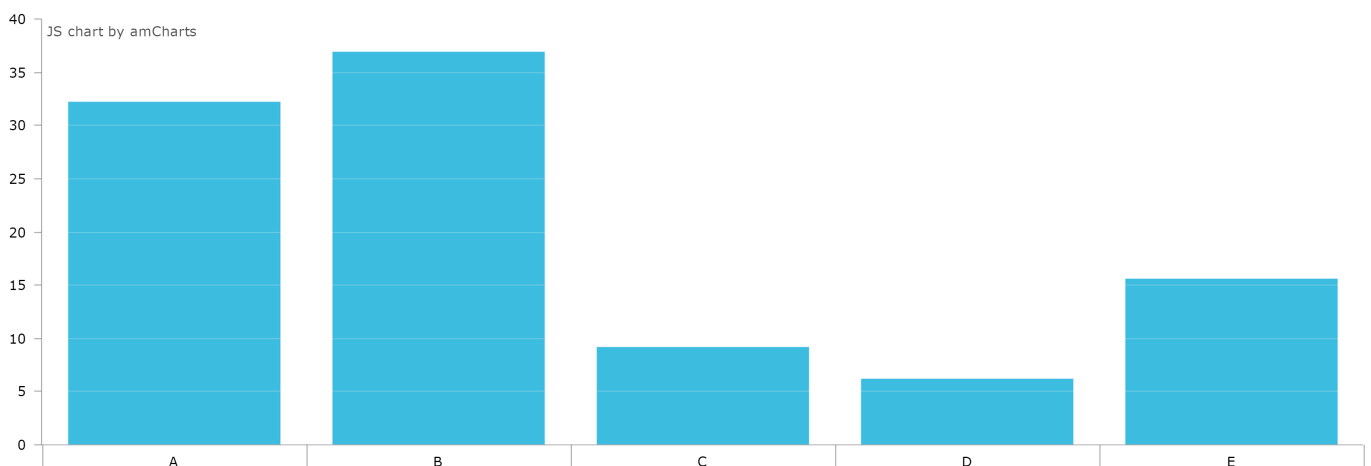
Europulse Wave 6 (Europe) | December 2016 | ePURE / Europulse Wave 6 | Report for ePURE

This report presents an overview of a study conducted by ePURE in December 2016 on public opinion across 28 EU Member States. The sample of n=11.283 was drawn across all 28 EU Member States, taking into account current population distributions with regard to age (14-65 years), gender and region/country. In order to obtain census representative results, the data were weighted based upon the most recent Eurostat statistics. The target weighting variables were age, gender, level of education (as defined by ISCED (2011) levels 0-2, 3-4, and 5-8), and degree of urbanization (rural and urban). An iterative algorithm was used to identify the optimal combination of weighting variables based on sample composition within each country. An estimation of the overall design effect based on the distribution of weights was calculated at 1.42 at the global level. Calculated for a sample of this size and considering the design-effect, the margin of error would be +/-1.1 % at a confidence level of 95 %.

Biofuels: Policy Attitude

To what extent do you think these biofuels should be encouraged or not be encouraged?

Attribute	Value
Export Timestamp:	2016-12-19 11:54:51
Fieldwork Dates:	First interview at 'Mon Dec 05 2016 15:54:31 GMT+0100 (Romance Standard Time)', last interview at 'Thu Dec 15 2016 11:30:05 GMT+0100 (Romance Standard Time)'
Interview Length:	19.9 minutes (average) / 16.2 minutes (median)
Base:	Data is weighted. Excludes missing answers. Values are percentages.
Weighting:	On
Metric:	Values are percentages.



Option	Filter
A. Should definitely be encouraged	32.17%
B. Should probably be encouraged	36.87%
C. Should probably not be encouraged	9.18%
D. Should definitely not be encouraged	6.16%
E. Don't know	15.63%
	Base respondents (unweighted) 11283